

Hello Parents!

We are excited to launch our fundraiser in the coming days and want to share how you can help. This fundraiser is the most efficient way to raise the most amount of money, in the least amount of time, while developing critical life skills and character qualities we are passionate about.

The best way you can contribute is to help your student gather 20-25 or more cell phone numbers from people who are likely to support them. (See the list below for ideas of potential supporters).

Your student will text out a fundraiser link and follow up with a phone call asking if they'd like to support. Supporter phone numbers are used for this fundraiser only and no personal information will be sold or used in any other way.

Thank you in advance for making our fundraiser a success!



## Potential Supporters

MOM & DAD  
BROTHERS & SISTERS  
GRANDMA & GRANDPA  
AUNTS & UNCLES  
COUSINS  
RELIGIOUS MEMBERS

FAMILY FRIENDS  
HOLIDAY CARD LISTS  
FORMER COACHES  
CLUB / OTHER SPORT COACHES  
ACCOUNTANT  
CONTRACTOR

DENTIST / ORTHODONTIST  
DOCTORS  
HAIR STYLISTS  
INSURANCE AGENT  
MASSAGE THERAPIST  
MORTGAGE BROKER

CO-WORKERS  
NEIGHBORS  
CHIROPRACTOR  
PERSONAL TRAINER  
REAL ESTATE AGENT  
VETERINARIAN

## 1 Join our fundraiser

1. Go to [launch.fund](https://launch.fund) or scan the QR code

### 2. New users:

Click 

Enter the non-case sensitive code: \_\_\_\_\_

Create your account

### Return users:


Login with phone number or email


Click **Join Fundraiser** on top of your dashboard

Enter the non-case sensitive code: \_\_\_\_\_






Click 

3. Add the app to your home screen

-  • Open Safari and click the share icon at the bottom
- Click 'Add to Home Screen'

-  • Click the 3 dots at the top of your browser
- Scroll down and click 'Add to Home Screen'

## 2 Add your contacts

- Once signed in, click 
- Under Supporters, click  (if applicable)
- To add a contact, click 
- Fill out the information and click 
- Click  to have parents add contacts
- Repeat steps 3-4 for all 25 contacts!

